

INDIA QUALITY ADVANTAGE FUND (IQAF)- C Share A sub-fund of ABSL Umbrella UCITS Plc.

Investment Manager

Aditya Birla Sun Life Asset Management Company Pte. Ltd.

Investment Objective

The investment objective of the Fund is to generate superior risk-adjusted returns.

Investment Philosophy

The Fund invests in companies in India exhibiting consistent high-quality growth with investment horizon of medium-to-long term. It adopts a bottom-up stock election approach based on 'Quality' parameters including but not restricted to Return on Equity, Return on Capital employed, Earnings and Profit margins.

Key Facts (as on November 2024)

Inception Date	November 6th, 2023
Total Fund Size	USD \$17.93 million
NAV "C" Share	USD \$121.40
Domicile	Dublin, Ireland
Fund Base Currency	USD
UCITS	Yes
Benchmark	MSCI INDIA SMALLCAP
Benchmark Ticker	MXINSC

Share Class wise

C	
ISIN	IE00BJ8RGR44
Fund Ticker	AINQACS ID Equity
Swiss Valor	43014551
Initial Charges	Max 1.00%
Redemption Charges	NIL
Minimum Initial Subscription (USD)	100,000
Minimum Additional Purchase (USD)	1000
Minimum Redemption (USD)	1000

Risk Statistics

IQAF	Standard Deviation	Sharpe Ratio #	Beta
3 Year	16.19%	0.30	0.84
Since Inception	19.72%	0.37	0.77

Risk ratios pertain to "C" share class
Standard Deviation, Sharpe Ratio & Beta are calculated on Annualized basis using 3 year history of monthly USD returns. All statistical ratios w.r.t. MSCI India Small Cap Index
Risk-free rate assumed to be 4.58% (3 Month US Treasury Bill yield as on 29th Nov 2024)

Synthetic Risk & Reward Indicator (SRRI)



Market Outlook - November 2024

Index Returns (US\$)	Nov-24	YTD
MSCI India	-0.45%	15.65%
MSCI China	-4.40%	16.58%
MSCI EM	-3.58%	8.10%
MSCI APxJ	-2.19%	12.12%

Macro Data (US\$)	Nov-24	Oct-24
FII Flows	-2.6 Bn	-10.4 Bn
DII Flows	5.3 Bn	12.8 Bn
USD/INR	84.4937	84.0837

Sectoral Returns (US\$)	Nov-24	YTD
MSCI India	-0.45%	15.65%
MSCI India Consumer Discretionary	0.94%	31.61%
MSCI India Consumer Staples	-2.63%	-0.30%
MSCI India Financials	-0.41%	10.40%
MSCI India Industrials	1.23%	27.06%
MSCI India Information Technology	5.52%	19.92%
MSCI India Real Estate	1.75%	20.37%
MSCI India Utilities	-7.27%	17.05%
MSCI India Energy	-3.43%	4.23%
MSCI India Communication Services	1.47%	44.97%

- Composite PMI declined to 59.5 in Nov'24 (Oct'24: 59.1)
- Oct'24 CPI print went up to +6.21% (Sep'24: +5.49%)
- Sep'24 Industrial Production rose sharply to 3.1% YoY (Aug'24: -0.1%)
- WPI rose sharply to 2.4% YoY in Oct'24 (Sep'24: 1.8%)
- Trade deficit oscillated back to US\$ 27 Bn in Oct'24 (Sep'24: US\$ 20.8 Bn)
- India's FX reserves stood at US\$ 657 Bn (25th Nov 2024), signaling RBI selling in the month

Nov'24 was a busy month in terms of quarterly earnings. The earnings growth for Q2FY25 was nearly flat and below expectations. Sustained high food inflation is impacting the urban consumer, while there are signs of revival in rural consumer given the good monsoons. This is the reason RBI has been reluctant to cut the repo rate given the Oct'24 CPI of 6.2% that was driven by another food price shock. Credit growth has slowed down from 13.0% in Sep'24 to 11.5% in Oct'24 as RBI has been trying to slow down the growth in unsecured lending. Central and state government capex has been delayed in H1 due to elections and will have to rise 52% and 40% in 2H as per ICRA. India's 3Q GDP (July-Sep) slowed to 5.4% YoY, the lowest in 7-quarters and much below expectations of 6.5%. Government capex has been slow to kick-off this year because of the general election and grew only 5.4%. Similarly, private consumption slowed to 6.0% from 7.4% in the previous quarter. Exports underwhelmed, growing just 2.8%, reflecting weak merchandise exports. However, we believe that this is likely to represent the quarterly growth trough as government spending is expected to pick up sharply in second half, along with a pick up in agriculture given the good monsoons.

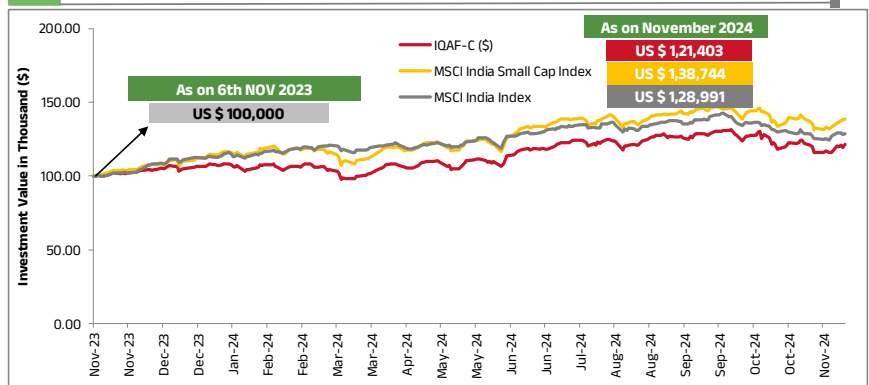
The ruling party won Maharashtra state elections by a wide margin (vs slight edge predicted by exit polls). This helped brush aside concerns around policy continuity.

With respect to corporate newsflow, City gas companies were hit hard as the government unexpectedly lowered the allocation of cheap gas (APM, Administrative Price Mechanism) for the 2nd time in Nov'24.

Life insurance companies got hit as according to media, IRDAI may consider capping share of parent bank in bancassurance business to 50% on concerns of mis-selling of insurance products by banks. HDFCLIFE clarified in a filing that such news reports are inaccurate and such significant regulatory changes will be preceded by detailed industry considerations.

Adani Group stocks took a hit as SEC has charged Gautam Adani (Founder and Chairman of the Adani group) and Sagar Adani (Executive Director of Adani Green and Gautam Adani's nephew) among others, accusing them of paying more than \$250 Mn in bribes to Indian Govt. officials to obtain lucrative solar energy contracts.

Fund Performance (as on November 2024)



Period	IQAF-C	MSCI India SmallCap Index	Outperformance	MSCI India Index	Outperformance
1 Month	-1.0%	-0.7%	-0.3%	-0.5%	-0.5%
3 Months	-4.3%	-2.5%	-1.8%	-6.2%	1.9%
6 Months	10.6%	13.4%	-2.9%	5.0%	5.6%
9 Months	14.7%	18.0%	-3.3%	8.9%	5.9%
Since Inception	20.0%	36.0%	-16.0%	10.8%	9.2%
YTD	13.9%	23.7%	-9.8%	14.4%	-0.5%

Source: Bloomberg, ABSLAMC Internal Research

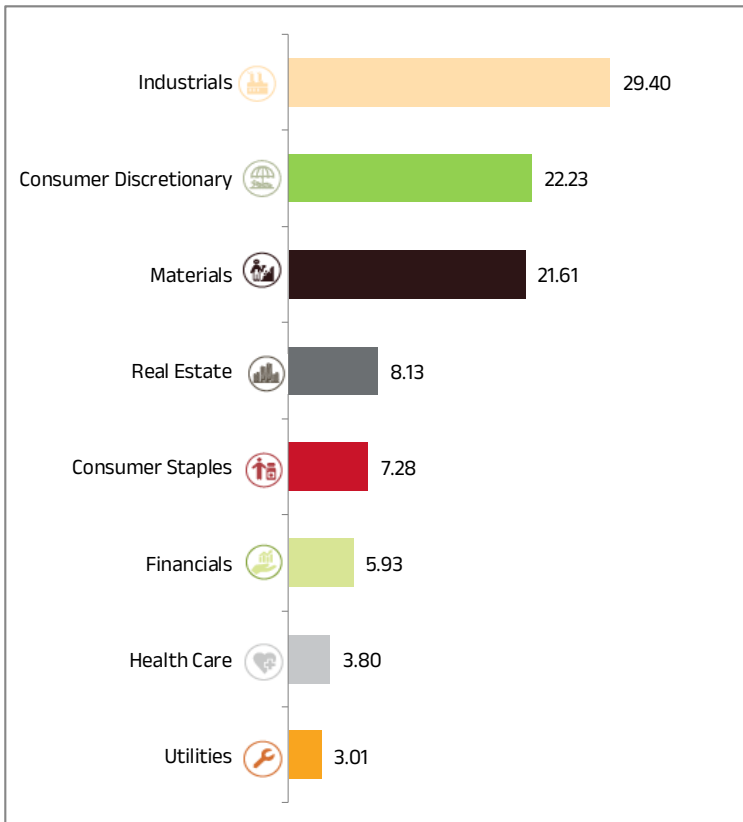
Returns are net of expenses. Returns are in % and absolute returns for period less than 1 year & CAGR for period 1 year or more. The returns for IQAF D Share & MSCI (India) are in US Dollars. Past performance is not indicative of future results. MSCI - Morgan Stanley Capital International. CAGR - Compounded Annualized Growth Rate. Returns shown above are point to point returns.

INDIA QUALITY ADVANTAGE FUND (IQAF)- C Share

A sub-fund of ABSL Umbrella UCITS Plc.

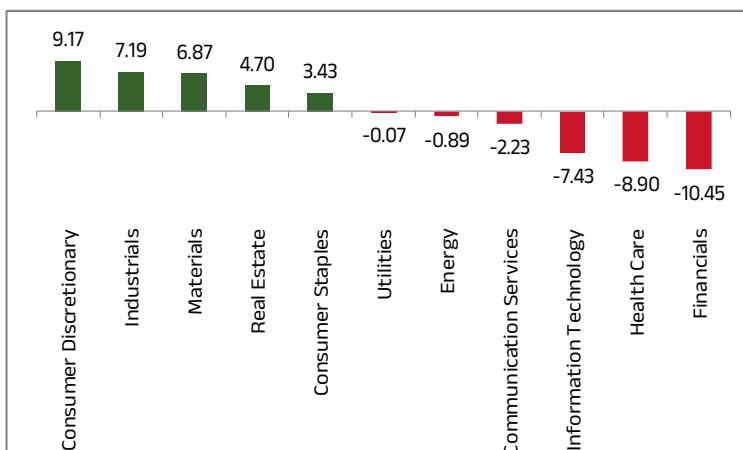
YTD 2024	
IQAF-C	13.9%
MSCI India Small Cap Index	23.7%
Outperformance	-9.8%
MSCI India Index	14.4%
Outperformance	-0.5%

Sector Allocation (as on November 2024)



The above industry classification follows GICS Sector Classification Data is percentage (%)

Active Weight

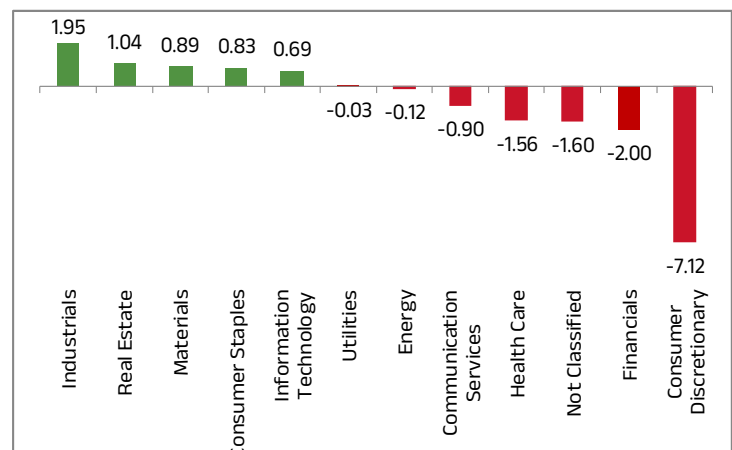


The above industry classification follows GICS Sector Classification. Portfolio details and attribution as of November 2024. Attribution analysis for 1 Year data. Data in percentage (%)

Top Holdings (as on November 2024)

INSTRUMENT NAME	% NAV
Welspun Corp Ltd	4.71
JK Cement Ltd	4.25
Welspun Living Ltd	4.17
TD Power Systems Ltd	3.94
National Aluminium Co Ltd	3.82
Go Fashion India Ltd	3.57
Samhi Hotels Ltd	3.54
Apl Apollo Tubes Ltd	3.50
Power Mech Projects Ltd	3.48
Max Financial Services Ltd	3.44

Attribution



INDIA QUALITY ADVANTAGE FUND (IQAF)

A sub-fund of ABSL Umbrella UCITS Plc.

Disclaimers:

Aditya Birla Sun Life Asset Management Company Pte Ltd has not been registered under the United States Investment Company Act of 1940, as amended, nor the United States Securities Act of 1933, as amended. Not for sale in the U.S. or to U.S. Persons. A US Person is defined as (a) any individual who is a citizen or resident of the United States for federal income tax purposes; (b) a corporation, partnership or other entity created or organized under the laws of or existing in the United States; (c) an estate or trust the income of which is subject to United States federal income tax regardless of whether such income is effectively connected with a United States trade or business. This briefing has been prepared for your information only and shall not be reproduced, redistributed, passed on or relied upon by any person for any purpose. This presentation does not constitute an offer or an invitation to sell, to subscribe for or otherwise acquire any shares, interests or units of any funds (the "Funds") mentioned in this presentation to any person in any jurisdiction (i) in which such offer or invitation is not authorized or (ii) in which the person making such offer or invitation is not qualified to do so or (iii) to any person to whom it is unlawful to make such offer or invitation. Nothing in this presentation should be construed as investment advice and is not a recommendation to buy or sell shares, interests or units in the Funds.

Investing in the Funds involves a high degree of risk and may not be suitable for all investors. You should seek advice from an independent professional, financial or tax adviser with regard to your investment objectives, your particular needs, financial situation, risk profile and risk appetite. No assurance can be given that your investment objectives will be achieved or that you will receive a return of all or part of your principal. You are strongly urged to review the prospectus or offering memorandum of the Fund (including the risk considerations described therein), the subscription agreement and all related fund documents and to discuss any prospective investment in the Fund with your professional, financial or tax adviser.

Although the information herein has been obtained from sources believed to be reliable, we do not guarantee its accuracy, completeness or fairness and it should not be relied upon as such. We have relied upon and assumed, without independent verification, the accuracy and completeness of all information available from public sources. Opinions, estimates, forecasts, assumptions, derived valuations and target price(s) contained in this presentation are as of the date indicated, which may not prove valid and may be changed without notice. Further, statements and assertions contained in this presentation may reflect the views and opinions of the investment manager of the Fund, which may be based in whole or in part on such data and other information and are for informational purposes only. They do not constitute a recommendation by the investment manager to buy, sell or hold any shares or interests in the Fund or investment advice in such shares or interests, and the investment manager accepts no liability for any loss whatsoever and howsoever arising from any use of or reliance on any of the opinions or views expressed. **Past performance should not be taken as an indication or guarantee of future performance.** Any predictions, projection, or forecast on the economy, stock market, bond market or the economic trends of the market is not necessarily indicative of the future performance of any of the funds to be launched. Investments are subject to investment and foreign exchange risks including the possible loss of the principal amount invested. The value of units and any income from them may fall as well as rise.

Primary Risk Disclosures:

- Investment in shares of the Fund involves investment risks such as trading volumes, settlement risk, liquidity risk, default risk including the possible loss of principal and there is no assurance or guarantee that the objectives of the Fund will be achieved.
- As the price / value / interest rates of the securities as well as the currency in which the Fund invests fluctuates, the value of your investment in the Fund may go up or down depending on the various factors and forces affecting capital markets and money markets in India.
- Past performance of the Promoter / Investment Manager does not guarantee future performance of the Fund and may not necessarily provide a basis of comparison with other investments.
- The name of the Fund does not, in any manner, indicate either the quality of the Fund or its future prospects or returns.
- The Fund is not a guaranteed or assured return fund.
- Indian equity and Equity Related Instruments by nature are volatile and prone to price fluctuations on a daily basis due to both macro and micro factors.
- The use of derivatives by the Fund affects the volatility of the Fund and exposes it to the risk of loss due to the unexpected application of a law or regulation or because contracts are not legally enforceable or documented correctly.

The Morningstar Rating TM for funds, or "star rating," is calculated for managed products (including mutual funds, variable annuity and variable life subaccounts, exchange-traded funds, closed-end funds, and separate accounts) with at least a three-year history. Exchange-traded funds and open-ended mutual funds are considered a single population for comparative purposes. The top 10% of products in each product category receive 5 stars, the next 22.5% receive 4 stars, the next 35% receive 3 stars, the next 22.5% receive 2 stars, and the bottom 10% receive 1 star. The Overall Morningstar Rating for a managed product is derived from a weighted average of the performance figures associated with its three-, five-, and 10-year (if applicable) Morningstar Rating metrics. The weights are: 100% three-year rating for 36-59 months of total returns, 60% five-year rating/40% three-year rating for 60-119 months of total returns, and 50% 10-year rating/30% five-year rating/20% three-year rating for 120 or more months of total returns. While the 10-year overall star rating formula seems to give the most weight to the 10-year period, the most recent three-year period has the greatest impact because it is included in all three rating periods.

Lipper Leaders for Total Return may be the best fit for investors who want the best historical return, without looking at risk. This measure alone may not be suitable for investors who want to avoid downside risk. For more risk-averse investors, Total Return ratings can be used with Preservation and/or Consistent Return ratings to make an appropriate selection that balances the risk and return. The funds in each index receive scores for each metric in each time period. The bottom 20% of funds receive a "1," the second quintile receives a "2," the third a "3," the fourth a "4." Meanwhile, the fifth quintile receives a "5." The top 20% of funds, those ranked "5," earn the "Lipper Leaders" designation.

This briefing has been prepared without any regard to your specific investment objectives, financial situation and any of your particular needs. The Funds discussed in this presentation may not be suitable for all investors. You should independently evaluate and assess the relevance, accuracy and adequacy of the information contained in this presentation and make such independent investigation as you may consider necessary or appropriate for such purpose. You may wish to seek advice from a professional, financial or tax advisor before making a commitment to invest in the shares, interests or units of any of the Funds mentioned in this presentation. Should you choose not to seek advice from a professional, financial or tax advisor, you should consider carefully whether the Fund is suitable for you.

The Fund has not been approved for distribution in or from Switzerland by the Swiss Financial Market Supervisory Authority. As a result, the Fund's shares/units may only be offered or distributed to qualified investors within the meaning of Swiss law. The Representative of the Fund in Switzerland is Bastions Partners Office SA with registered office at Route de Chêne 61A, 1208 Geneva, Switzerland. The Paying Agent in Switzerland is Banquet Heritage SA, with registered office at Route de Chêne 61, 1208 Geneva, Switzerland. The place of performance and jurisdiction for Shares/Units of the Fund distributed in or from Switzerland are at the registered office of the Representative.

- "Aditya Birla Sun Life Asset Management Company Limited is regulated by the Dubai Financial Services Authority (DFSA)".
- "Past or projected performance is not necessarily a reliable indicator of future results. All references to future figures in this communication are indicative only".
- "This marketing material is intended only for Professional and Market Counterparty clients and that no other person should act on it".
- "This communication is not intended to represent Investments or professional advice and you should seek your own professional advice before making your Investments decision".

For further details on Charges refer to the Prospectus and Supplement of the Fund

Aditya Birla Sun Life Asset Management Company Pte. Ltd., Aditya Birla Sun Life Asset Management Company Limited and any associated company shall not be liable in any manner whatsoever for any consequences (including but not limited to any direct, indirect or consequential losses, loss of profits and damages) of any reliance on or usage of this presentation and accept no legal responsibility from any one who directly or indirectly receives this material. The final investment decision must be made by you as the investor and the responsibility for the investment must be taken by you.

Aditya Birla Sun Life Asset Management Company Pte Ltd

Unit Entity No: 2010019466